

Scaled data based on original data using  
LM-79-08 Approved Method: Electrical and Photometric Measurements of Solid-  
State Lighting Products

Test Report Prepared for  
Cooper Lighting Solutions  
(formerly Eaton)

Brand: STREETWORKS

Report Number: P846244

Luminaire Tested: **GLAN-SB1D-740-U-T1**

Issue Date: 6/26/2024

**Test Information**

Test Method: LM-79-08  
Report Number: P846244  
TEST IS SCALED FROM IESNA LM-79-08 TEST DATA (G2-2405-108-2)  
Test Lab: INNOVATION CENTER  
Issue Date: 6/26/2024  
Manufacturer: COOPER LIGHTING SOLUTIONS (FORMERLY EATON)  
Product Line: STREETWORKS  
Catalog Number: GLAN-SB1D-740-U-T1  
Description: GALLEON AREA AND ROADWAY HIGH DENSITY LED LUMINAIRE  
(1) 70 CRI, 4000K, 900mA LIGHTSQUARE WITH 26 LEDS AND TYPE I OPTICS  
Light Source: -  
Ballast/Driver: -

**Summary**

Lumens per Lamp: N/A  
Luminaire Lumens: 10654 lumens  
Efficiency: N/A  
Efficacy: 133.8 lumens/watt  
Luminous Opening: Rectangular (W 0.5' x L: 0.5' x H: 0')  
IES Classification: Type I - Short  
BUG Rating: B3 - U0 - G3

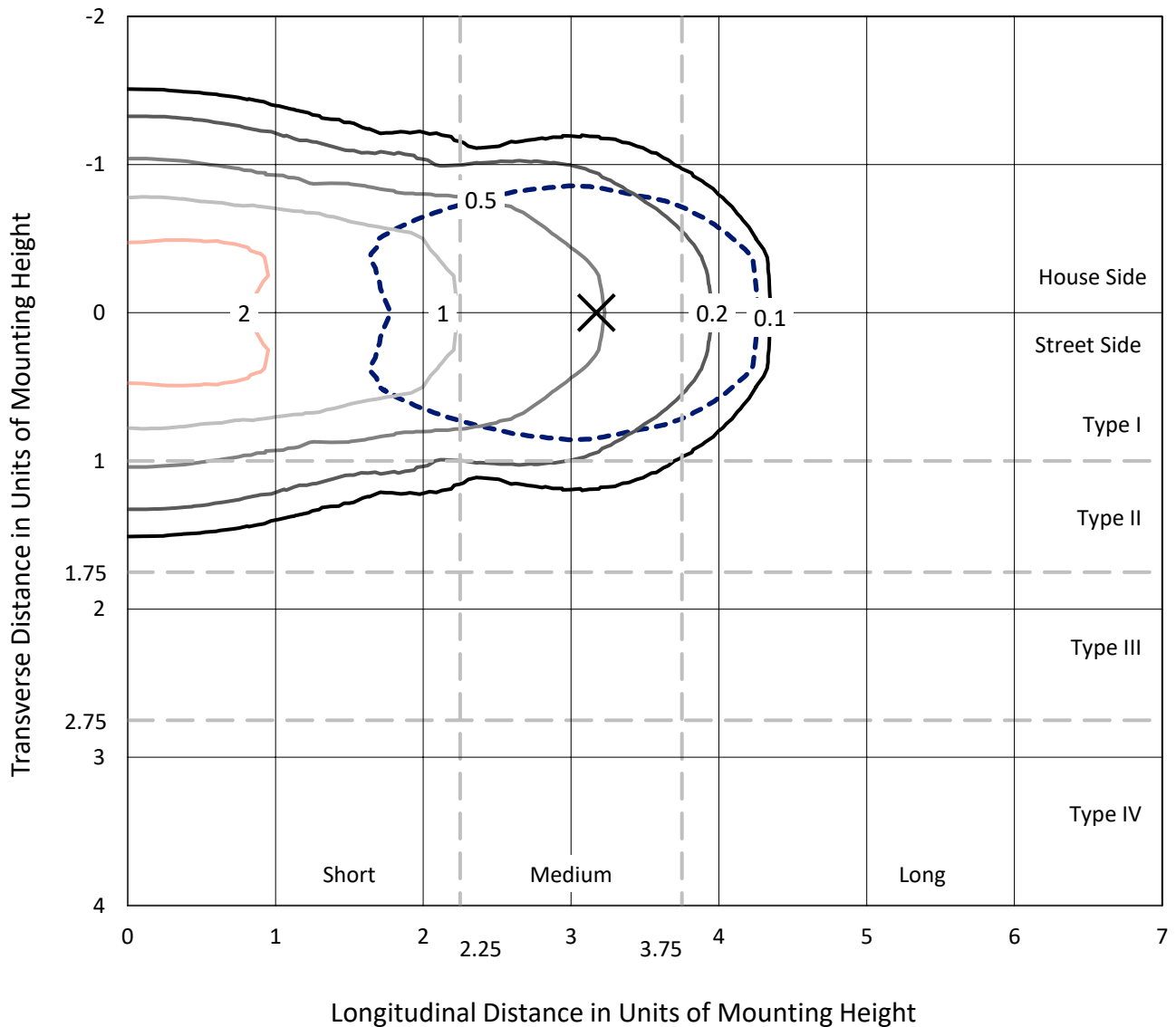
Input Watts (W): 79.6  
Input Voltage (V): NR  
Input Current (Ain): NR  
Voltage Rise (V): NR  
Power Factor: NR  
Total Harmonic Distortion (THDi): NR  
Frequency (hertz): 60  
Stabilization Time: NR  
Operation Time: NR  
Ambient Temperature (°C): NR  
Test Distance: 24 FT



REPORT NUMBER: P846244  
 CATALOG NUMBER: GLAN-SB1D-740-U-T1

### Iso-Footcandle Lines of Horizontal Illumination

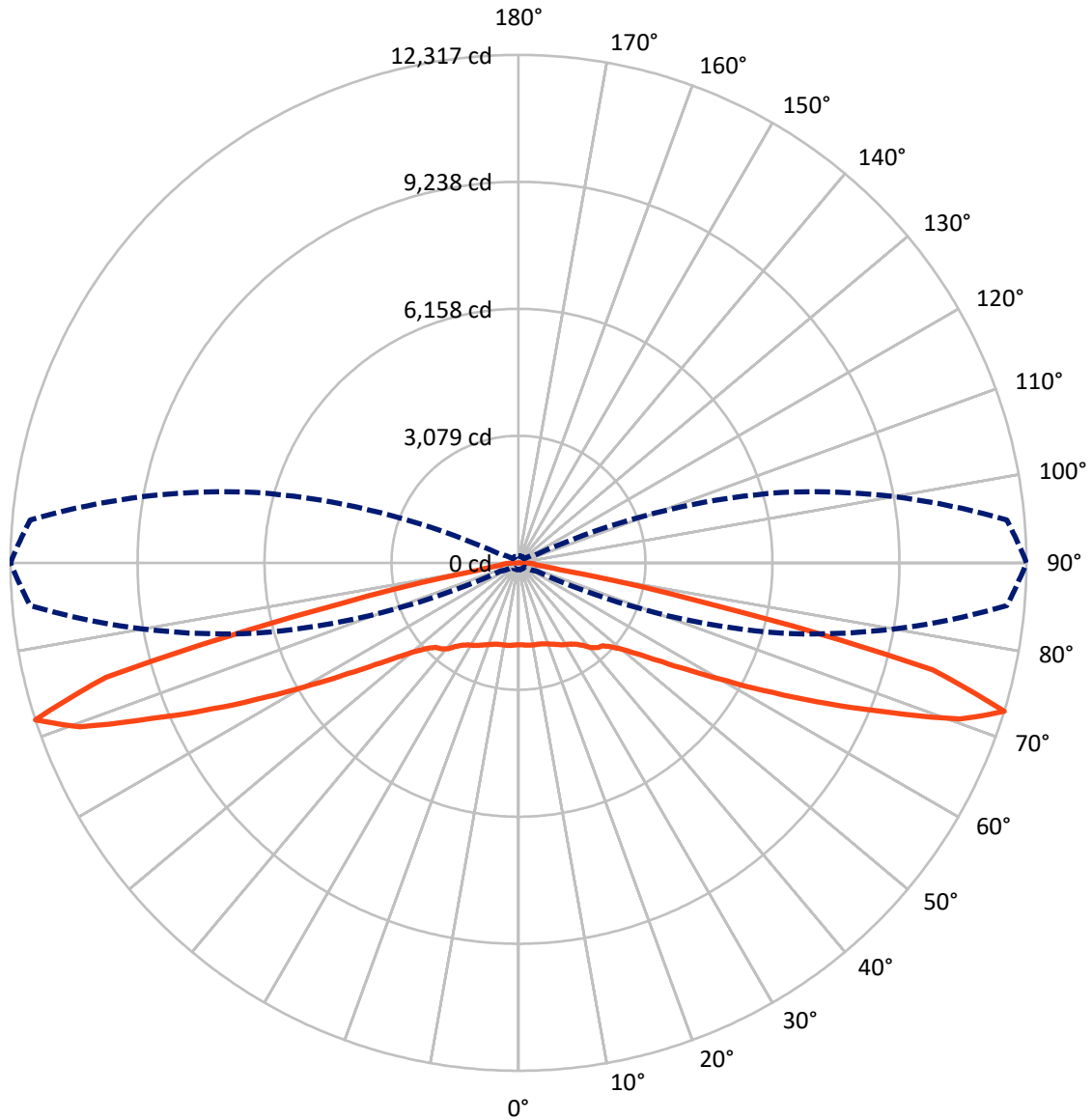
× Max cd  
 - - - 1/2 Max cd



Based on 25 foot mounting height. Maximum calculated value = 3.2 fc  
 Type I - Short - N/A

REPORT NUMBER: P846244  
CATALOG NUMBER: GLAN-SB1D-740-U-T1

### Luminous Intensity Polar Plot



— Vertical Plane Through 90-Deg Lateral      - - - Horizontal Cone Through 72.5-Deg Vertical

REPORT NUMBER: P846244  
 CATALOG NUMBER: GLAN-SB1D-740-U-T1

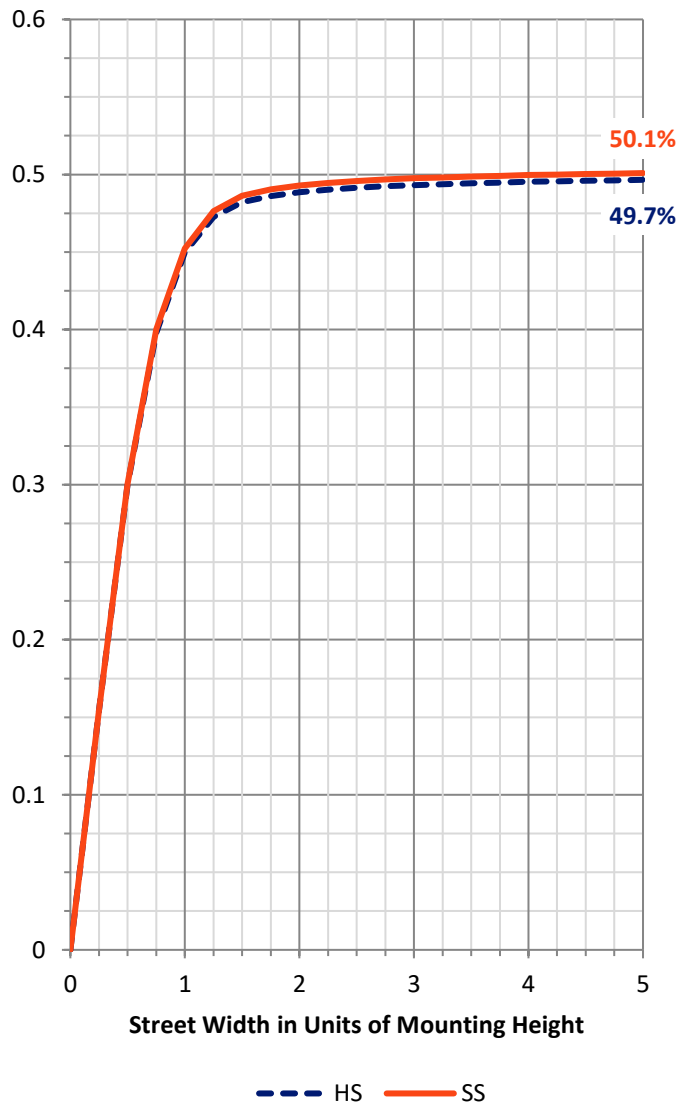
**FLUX DISTRIBUTION:**

		Downward	Upward	Total
<b>House Side</b>	Lumens	5327.0	0.0	5327.0
	% Fixture	50.0	0.0	50.0
<b>Street Side</b>	Lumens	5327.0	0.0	5327.0
	% Fixture	50.0	0.0	50.0
<b>Total</b>	Lumens	10654.0	0.0	10654.0
	% Fixture	100.0	0.0	100.0

**ZONAL LUMENS:**

Zone	Lumens	% Fixture
0°-10°	193.0	1.8
10°-20°	590.2	5.5
20°-30°	984.1	9.2
30°-40°	1353.5	12.7
40°-50°	1653.0	15.5
50°-60°	1911.9	17.9
60°-70°	2279.6	21.4
70°-80°	1591.0	14.9
80°-90°	97.7	0.9
90°-100°	0.0	0.0
100°-110°	0.0	0.0
110°-120°	0.0	0.0
120°-130°	0.0	0.0
130°-140°	0.0	0.0
140°-150°	0.0	0.0
150°-160°	0.0	0.0
160°-170°	0.0	0.0
170°-180°	0.0	0.0
0°-90°	10654.0	100.0
0°-180°	10654.0	100.0

**Coefficient of Utilization**



REPORT NUMBER: P846244

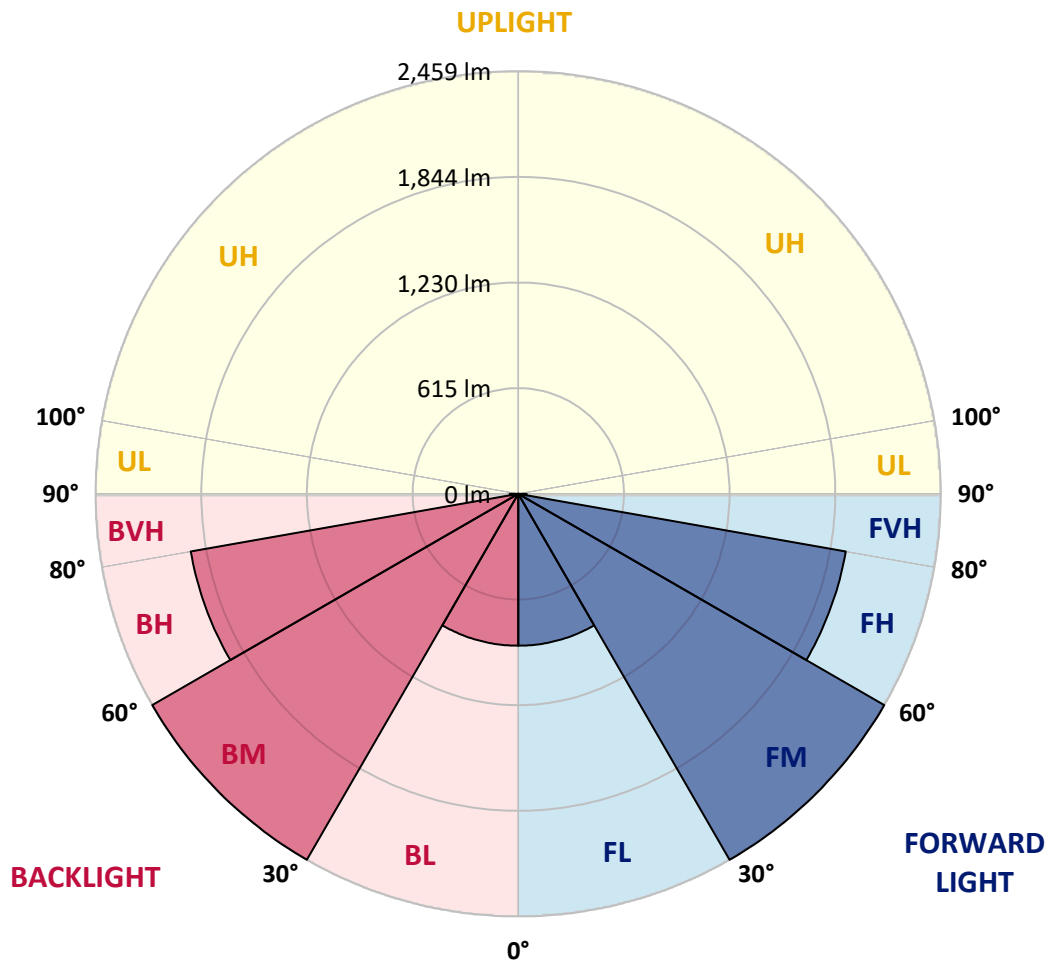
CATALOG NUMBER: GLAN-SB1D-740-U-T1

**LUMINAIRE CLASSIFICATION SYSTEM LUMEN TABLE AND BUG RATING:**

Zone	Lumens	% Fixture	Zone Rating/Lumen Limit		
			B	U	G
FL (0°-30°)	883.7	8.3			
FM (30°-60°)	2459.2	23.1			
FH (60°-80°)	1935.3	18.2			G2/5000
FVH (80°-90°)	48.9	0.5			G1/100
BL (0°-30°)	883.7	8.3	B2/1000		
BM (30°-60°)	2459.2	23.1	B2/2500		
BH (60°-80°)	1935.3	18.2	B3/2500		G3/2500
BVH (80°-90°)	48.9	0.5			G1/100
UL (90°-100°)	0.0	0.0		U0/0	
UH (100°-180°)	0.0	0.0		U0/0	

**BUG Rating: B3-U0-G3**

Type I Short



REPORT NUMBER: P846244  
 CATALOG NUMBER: GLAN-SB1D-740-U-T1

**CANDELA DISTRIBUTION (FULL):**

	0°	5°	15°	25°	35°	45°	55°	65°	75°	85°
0°	1990.8	1990.8	1990.8	1990.8	1990.8	1990.8	1990.8	1990.8	1990.8	1990.8
2.5°	1992.5	1994.8	1994.8	1993.1	1997.0	1993.6	1993.6	1991.9	1993.6	1991.9
5°	2002.7	2005.5	2006.7	2006.1	2011.2	2008.4	2008.4	2006.1	2006.7	2005.0
7.5°	2022.0	2025.9	2028.2	2031.0	2038.4	2035.0	2032.7	2025.9	2023.1	2018.6
10°	2028.2	2032.7	2040.1	2054.8	2071.8	2072.3	2065.6	2048.6	2035.5	2025.4
12.5°	2008.9	2015.2	2030.4	2060.5	2098.4	2113.7	2102.9	2074.6	2049.1	2031.0
15°	1984.6	1991.4	2014.6	2059.9	2115.9	2151.6	2150.5	2113.1	2072.3	2044.0
17.5°	1946.6	1953.4	1986.8	2050.3	2129.5	2188.4	2204.3	2165.8	2108.6	2070.6
20°	1878.1	1884.4	1930.8	2019.7	2134.1	2227.5	2268.8	2234.9	2163.5	2112.0
22.5°	1789.2	1798.9	1853.2	1967.0	2123.3	2268.3	2342.4	2319.2	2227.5	2156.1
25°	1694.1	1704.3	1767.7	1902.5	2095.6	2297.7	2429.6	2414.9	2300.0	2211.1
27.5°	1612.0	1622.8	1691.9	1838.5	2052.5	2309.0	2515.7	2523.1	2387.7	2271.7
30°	1547.5	1557.7	1631.3	1787.0	1997.0	2297.7	2591.0	2642.0	2477.2	2324.3
32.5°	1476.7	1489.7	1567.3	1724.1	1931.4	2270.5	2656.7	2770.5	2580.8	2380.9
35°	1387.2	1399.1	1480.7	1638.1	1845.3	2226.9	2711.6	2913.2	2729.2	2467.0
37.5°	1278.5	1289.8	1370.8	1530.5	1759.8	2165.8	2753.5	3074.0	2905.8	2591.0
40°	1169.2	1180.0	1255.9	1410.4	1657.3	2087.6	2768.2	3231.4	3108.5	2761.4
42.5°	1069.0	1078.6	1148.3	1292.1	1542.4	1988.0	2749.0	3368.4	3290.3	2880.3
45°	976.7	985.2	1046.9	1181.1	1422.9	1866.8	2691.2	3515.6	3506.6	2965.3
47.5°	871.4	879.9	943.9	1073.5	1303.4	1724.7	2593.3	3660.6	3807.2	3157.8
50°	742.9	750.2	815.9	949.5	1179.4	1573.5	2457.4	3774.4	4186.6	3449.4
52.5°	590.6	598.5	662.5	796.1	1032.2	1411.0	2278.4	3848.6	4624.8	3875.2
55°	439.4	445.0	500.5	620.6	849.9	1225.9	2054.2	3869.5	5122.0	4457.2
57.5°	318.8	322.2	357.8	447.3	644.4	994.3	1781.9	3815.2	5713.7	5203.5
60°	258.2	259.3	270.1	309.7	447.9	732.7	1452.9	3628.3	6355.8	6165.5
62.5°	234.4	234.4	237.2	248.0	302.9	483.5	1054.9	3241.0	7044.3	7381.2
65°	218.0	218.0	219.1	224.2	238.9	308.0	665.9	2610.3	7624.7	8805.2
67.5°	203.3	203.8	203.3	205.0	213.5	227.6	386.2	1802.8	7937.2	10280.8
70°	188.0	189.1	186.3	186.3	193.1	193.6	241.8	988.6	7677.9	11517.4
72.5°	169.9	171.6	167.0	165.9	171.0	168.7	181.8	474.5	6591.9	11886.6
75°	154.0	156.3	146.1	143.3	143.3	141.6	147.8	243.5	4278.3	9696.4
77.5°	139.9	144.4	128.0	118.9	116.6	111.5	120.6	148.9	1871.3	4552.4
80°	115.5	121.7	105.3	94.6	90.6	84.9	95.1	104.2	556.6	1057.1
82.5°	86.1	88.9	74.7	67.4	64.0	60.0	71.3	72.5	181.2	374.3
85°	54.9	56.1	45.9	39.6	37.9	36.2	45.3	39.6	69.1	275.2
87.5°	19.3	22.1	17.6	15.9	17.0	14.2	20.9	11.9	19.3	194.2
90°	0.0	0.0	0.0	0.0	0.0	0.0	0.0	0.0	0.0	0.0

(END C

90°

1990.8  
1991.9  
2005.0  
2018.6  
2023.7  
2028.2  
2039.5  
2064.4  
2102.4  
2143.1  
2193.0  
2252.4  
2296.6  
2345.8  
2427.9  
2538.9  
2705.9  
2809.0  
2869.0  
3046.8  
3310.1  
3703.6  
4242.6  
4933.4  
5825.2  
6925.4  
8228.8  
9658.5  
11353.7  
12316.9  
10371.4  
4457.8  
1012.4  
423.0  
399.7  
240.6  
0.0

OF REPORT)